








**EFFECTIVE MAY 1, 2022**

0 500 1,000 2,000 Feet

-  Open Areas
-  Closed Areas
-  Sign Postings
-  Shellfish Propagation Closure Areas
-  Ways to Water
-  Docks / Piers
-  Town Boundary