

West Barnstable Train Station



Town of Barnstable ADA Transition Plan

August 2021



Institute for Human Centered Design

200 Portland Street, Boston, MA 02114
www.IHCDesign.org • info@IHCDesign.org
617-695-1225 voice/ tty

Background

The West Barnstable Train Station is located at 2469 Meetinghouse Way (Route 149), in the historic district of West Barnstable. The Train Station is listed on the State Register and the National Register of Historic Places. During the summer, the station serves as a weekend stop for several excursion trains operated by the Cape Cod Central Railroad and is home to the Cape Cod Chapter of the National Railway Historical Society.

The train station has one boarding platform located on the north side of the station. A ramp provides access to the accessible section of the platform. The train station is a one-story building with six (6) entrances/exits around the station. There are three (3) entrances/exits on the north side, two (2) of which are accessible and one (1) of which is partially accessible. There are two (2) entrances/exits on the south side, one (1) is partially accessible and an additional inaccessible entrance/exit is located on the east side. Then main entrance/exit to the train station is not accessible (south side).

The West Barnstable Station features a large collection of working railroad tools and equipment including lanterns, switch stands, a baggage cart, and a small motor car. The train station has two (2) non-accessible single-user toilet rooms. The parking lot is located on the east side of the building; there is one (1) accessible parking space.

Note: The Lombard Trust parking lot is part of the lot serving the train station. The only accessible space is located near the train station building.

Key Accessibility Issues

- Exterior routes around the train station have cross slopes higher than the maximum allowed and are not maintained in operable working condition.
- The landing at the exterior ramp to the accessible boarding platform is slightly shorter than the minimum required.

- Van accessible parking space lacks a marked access aisle and the identification sign lacks the designation “Van Accessible”.
- Doors lack compliant door hardware.
- The single-user toilet rooms are not accessible.
- The inaccessible entrances/exits lack directional signs to the accessible entrances, the accessible entrances lack the International Symbol of Accessibility (ISA) and the egress doors do not have compliant egress signs with braille and raised characters.
- The ticket counter located in the main lobby is higher than the maximum allowed and protrudes into the circulation path.
- The work surface located in the baggage room lacks knee clearance.
- The main lobby, where meetings are sometimes held, lacks an assistive listening system.

***Note:** The Town has an obligation to achieve program accessibility under the ADA regulations. There are exceptions for alterations to qualified historic buildings and facilities under the ADA Standards. Those exceptions include accessible routes, entrances and toilet facilities. If alterations to a qualified historic building or facility to achieve program accessibility would threaten or destroy the historic significance of the building or facility, fundamentally alter the program, or result in undue financial or administrative burdens, the ADA regulations allow alternative methods to be used to achieve program accessibility. Alternative methods include using audio-visual materials to depict portions of the facility that cannot otherwise be made accessible.

While IHCD’s scope of work did not include a full review of the exhibitions, there are accessibility issues at the museum that have been documented in the survey catalog. The content of the entire exhibition has to be made accessible for people who are blind or have low vision by ways of auxiliary aids or services. A full review of the accessibility of the exhibits is desirable. As a reference for accessible exhibitions, please see the Smithsonian Guidelines for Accessible Exhibition Design which can be downloaded at the following website address:

www.sifacilities.si.edu/sites/default/files/Files/Accessibility/accessible-exhibition-design1.pdf

Order of Magnitude Cost Estimates

- Provide compliant signage (designation, egress, directional): \$3,412
- Miscellaneous corrective actions (parking, protruding objects, work surface, etc.): \$1712

Total: \$5,124

***Note:** Costs for making elements that might be part of the historic significance of the building accessible are not included. Costs to provide compliant exterior routes around the train station are not included.

Cost to provide an accessible single-user toilet rooms is not included. If the toilet rooms are used by members of the public, an accessible single-user toilet room must be provided.






Cost to provide an assistive listening system is not included. If audible communication is integral to the use of the space, provide an assistive listening system.

Best Practice and Inclusive Design


Best practice and inclusive design recommendations include elements that are not required in the standards but may create enhanced experiences for all users.

- Recommend relocating displays and signs that are located in areas that create glare.
- Recommend locating the sign that is at the entrance/exit (near men's toilet room) at least 48" above the finished floor.






**Town of Barnstable
West Barnstable Train Station**

ID	Location	Floor	Room	Element	Type	Photo	Issues	Current Measure	Recommendations	Quantity	Price	Cost Estimation
Approach and Entrance												
Exterior Access Route												
1	Platform - West	Ext.		Exterior Access Route	Exterior		Surface openings > 1/2"	2.5"	Repair surface.	1	-	\$0
2	Platform - North - East	Ext.		Exterior Access Route	Exterior		Surface openings > 1/2"	5.5"	Repair surface.	1	-	\$0
3	Entrance/ Exit - East Side	Ext.		Exterior Access Route	Exterior		Cross slope > 1:50 (2.00%)	2.8%	Reduce cross slope to be no steeper than 1:50 (2.00%).	1	-	\$0
4	Platform - North Side	Ext.		Exterior Access Route	Exterior		Cross slope > 1:50 (2.00%)	6%	Reduce cross slope to be no steeper than 1:50 (2.00%).	1	-	\$0
5	North East Near Accessible Parking	Ext.		Exterior Access Route	Exterior		Cross slope > 1:50 (2.00%)	3.1%	Reduce cross slope to be no steeper than 1:50 (2.00%).	1	-	\$0






**Town of Barnstable
West Barnstable Train Station**

ID	Location	Floor	Room	Element	Type	Photo	Issues	Current Measure	Recommendations	Quantity	Price	Cost Estimation
6	Near Display - West Side	Ext.		Exterior Access Route	Exterior		Cross slope > 1:50 (2.00%) Running slope > 1:20 (5%)	5% 11.1%	Reduce cross slope to be no steeper than 1:50 (2.00%). Reduce running slope to be no steeper than 1:20 (5%).	1	-	\$0
7	To Platform & Ramp	Ext.		Exterior Access Route	Exterior		Running slope > 1:20 (5%)	12.8%	Reduce running slope to be no steeper than 1:20 (5%).	1	-	\$0
8	Ramp Top to Raised Platform - West	Ext.		Exterior Access Route	Walkway		Level changes > 1/4"	1.5"	Alter change in level to be 1/4" high max.	1	-	\$0
9	To Ramp From North Side	Ext.		Exterior Access Route	Exterior		Level changes > 1/4"	1.5"	Alter change in level to be 1/4" high max.	1	-	\$0
10	South Side	Ext.		Exterior Access Route	Exterior		Surface is not stable, firm, and slip-resistant	-	Repair surface.	1	-	\$0






**Town of Barnstable
West Barnstable Train Station**

ID	Location	Floor	Room	Element	Type	Photo	Issues	Current Measure	Recommendations	Quantity	Price	Cost Estimation
11	Toward Ramp - West Side	Ext.		Exterior Access Route	Exterior		Surface is not stable, firm, and slip-resistant	-	Repair surface.	1	-	\$0
12	North East Side Near Accessible Parking	Ext.		Exterior Access Route	Exterior		Surface is not stable, firm, and slip-resistant	-	Repair surface.	1	-	\$0
Off-Street Parking Lot or Garage												
13	Accessible Parking - East Side	Ext.		Off-Street Parking Lot or Garage	Visitor		Sign does not have the designation "Van Accessible"	-	Provide a marked access aisle that is at least 96" wide. Add the designation "Van Accessible" to the sign located at the van accessible space.	1	500	\$500
Exterior Ramp												
14		Ext.		Exterior Ramp	N/A		Landing < 60" min. long	55"	Alter so the landing is 60" long min.	1	-	\$0
Entrance												
15	Main Entrance/Exit	Ext.		Entrance	Main Entrance		Directional sign to accessible entrance not provided	-	Provide a directional sign indicating the location of the nearest accessible entrance.	1	346	\$346






**Town of Barnstable
West Barnstable Train Station**

ID	Location	Floor	Room	Element	Type	Photo	Issues	Current Measure	Recommendations	Quantity	Price	Cost Estimation
16	Entrance/ Exit - East Side	Ext.		Entrance	Secondary Entrance		Directional sign to accessible entrance not provided	-	Provide a directional sign indicating the location of the nearest accessible entrance.	1	346	\$346
17	Entrance/ Exit - North East	Ext.		Entrance	Secondary Entrance		International Symbol of Accessibility not provided Hardware not operable with a closed fist	- -	Provide a sign with the International Symbol of Accessibility (ISA). Provide hardware that can be operable with one hand and not require tight grasping, pinching, or twisting of the wrist. Cost to provide compliant hardware is not included.	1	232	\$232
18	Middle Entrance/ Exit - North Side	Ext.		Entrance	Secondary Entrance		International Symbol of Accessibility not provided Hardware not operable with a closed fist	- -	Provide a sign with the International Symbol of Accessibility (ISA). Provide hardware that can be operable with one hand and not require tight grasping, pinching, or twisting of the wrist. Cost to provide compliant hardware is not included.	1	232	\$232
19	Entrance/ Exit - Baggage Room (North)	Ext.		Entrance	Secondary Entrance		Maneuvering clearance at door > 1:50 (2.00%)	11%	Alter so that the slope in all directions is no greater than 1:50 (2.00%). After the slope is made compliant, provide a sign with the International Symbol of Accessibility (ISA).	1	-	\$0
20	Entrance/ Exit - Baggage Room (South)	Ext.		Entrance	Secondary Entrance		Maneuvering clearance at door > 1:50 (2.00%)	13.4%	Alter so that the slope in all directions is no greater than 1:50 (2.00%). After the slope is made compliant, provide a sign with the International Symbol of Accessibility (ISA).	1	-	\$0





**Town of Barnstable
West Barnstable Train Station**

ID	Location	Floor	Room	Element	Type	Photo	Issues	Current Measure	Recommendations	Quantity	Price	Cost Estimation
21	Entrance/Exit - North East	Ext.		Entrance	Secondary Entrance		Threshold not beveled Threshold > 1/2" high	- .75'	Bevel the threshold. Alter threshold to be 1/2" high max.	1	-	\$0
Access to Goods and Services												
Means of Egress												
22	Entrance/Exit - Baggage Room (South)	1		Means of Egress	N/A		Tactile exit sign not provided	-	Ensure tactile exit signs with raised characters and braille are provided at exit doors. Mount signs between 48"- 60" above the finished floor located on the latch side of the door. If an illuminated exit sign is provided, ensure the sign has the International Symbol of Accessibility (ISA).	1	232	\$232
23	Middle Entrance/Exit - North	1		Means of Egress	N/A		Tactile exit sign not provided	- -	Ensure tactile exit signs with raised characters and braille are provided at exit doors. Mount signs between 48"- 60" above the finished floor located on the latch side of the door. If an illuminated exit sign is provided, ensure the sign has the International Symbol of Accessibility (ISA).	1	232	\$232
24	Entrance/Exit - North, Baggage Room	1		Means of Egress	129		Tactile exit sign not provided	- -	Ensure tactile exit signs with raised characters and braille are provided at exit doors. Mount signs between 48"- 60" above the finished floor located on the latch side of the door. If an illuminated exit sign is provided, ensure the sign has the International Symbol of Accessibility (ISA).	1	232	\$232
25	To North East Exit	1		Means of Egress	N/A		Tactile exit sign not provided	- -	Ensure tactile exit signs with raised characters and braille are provided at exit doors. Mount signs between 48"- 60" above the finished floor located on the latch side of the door. If an illuminated exit sign is provided, ensure the sign has the International Symbol of Accessibility (ISA).	1	232	\$232





**Town of Barnstable
West Barnstable Train Station**

ID	Location	Floor	Room	Element	Type	Photo	Issues	Current Measure	Recommendations	Quantity	Price	Cost Estimation
26	Main Entrance/Exit	1		Means of Egress	N/A		Tactile exit sign not provided Directional sign to accessible emergency exit not provided	- -	Provide a directional sign indicating the location of the nearest accessible emergency exit. Ensure tactile exit sign with raised characters and braille is provided at exit door. Mount sign between 48"- 60" above the finished floor located on the latch side of the door.	1	432	\$432
27	To Entrance/Exit Near Men's Toilet Room	1		Means of Egress	N/A		Tactile exit sign not provided Directional sign to accessible emergency exit not provided	- -	Provide a directional sign indicating the location of the nearest accessible emergency exit. Ensure tactile exit signs with raised characters and braille are provided at exit doors. Mount signs between 48"- 60" above the finished floor located on the latch side of the door.	1	432	\$432
Interior Access Route												
28	Baggage Room	1		Interior Access Route	N/A		Route < 36" wide	-	Ensure that a clear width of 36" min. is maintained at the accessible route.	1	Labor	\$0
29	Ticket Counter - Main Lobby	1		Interior Access Route	N/A		Obstructed by protruding objects	9.5"	Provide a cane-detectable barrier.	2	256	\$512
Signage												
30	Men's Toilet Room	1		Signage	Designation		Raised characters not provided on sign Braille not provided on sign Sign not located on the latch side of the door	- - -	Provide text with raised characters duplicated in braille on sign. Locate sign alongside the door on the latch side.	1	232	\$232


**Town of Barnstable
West Barnstable Train Station**

ID	Location	Floor	Room	Element	Type	Photo	Issues	Current Measure	Recommendations	Quantity	Price	Cost Estimation
31	Women's Toilet Room	1		Signage	Designation		Raised characters not provided on sign Braille not provided on sign Sign not located on the latch side of the door	- - -	Provide text with raised characters duplicated in braille on sign. Locate a sign on the latch side.	1	232	\$232
Dining or Work Surfaces												
32	Baggage Room	1		Dining or Work Surfaces	Work Surface		Knee or toe clearance not provided	24"	Provide a work surface with 27" min. knee and toe clearance.	1	700	\$700
Assembly Area												
33	Main Lobby	1		Assembly Area	N/A		Assistive listening devices not provided	-	If audible communication is integral to the use of the space, provide an assistive listening system.	1	-	\$0
Toilet & Bathing Rooms												
Overall Access												
34	Men's Toilet Room	1		Overall Access	Toilet Room		Accessible plumbing fixtures or stalls not provided	-	If the toilet is open to members of the public, ensure an accessible toilet room is provided.	1	-	\$0

**Town of Barnstable
West Barnstable Train Station**

ID	Location	Floor	Room	Element	Type	Photo	Issues	Current Measure	Recommendations	Quantity	Price	Cost Estimation
35	Women's Toilet Room	1		Overall Access	Toilet Room		Accessible plumbing fixtures or stalls not provided	-	If the toilet is open to members of the public, ensure an accessible toilet room is provided.	1	-	\$0
Best Practice												
Display												
36	Near Men's Toilet Room	1		Display	N/A				Recommend relocating display to avoid glare.	1	-	\$0
37	Near Entrance/ Exit - North East	1		Display				-	Recommend relocating display to avoid glare and provide clear visibility to the display in the back.	1	-	\$0
Signage												
38	Near Women's Toilet Room	1		Signage	N/A				Recommend relocating the sign to prevent glare.	1	-	\$0

**Town of Barnstable
West Barnstable Train Station**

ID	Location	Floor	Room	Element	Type	Photo	Issues	Current Measure	Recommendations	Quantity	Price	Cost Estimation
Signage												
39	Entrance/Exit Near Men's Toilet Room	1		Signage	N/A			-	Recommend locating the sign at least 48" above the finished floor. See ID #27.	1	-	\$0